

KOMATSU®

WA70-5

NET HORSEPOWER
45 kW 60 HP @ 2.350 rpm

OPERATING WEIGHT
5.360 kg

BUCKET CAPACITY
0,85 - 1,25 m³

WA
70



WHEEL LOADER

WA70-5

WALK-AROUND


With its ground-breaking design, the WA70-5 revolutionises this class of compact wheel loaders: a long wheelbase, rear-axle oscillation, longitudinally installed engine, tiltable cab and everything built into a super-compact design – all the ingredients that deliver the benefits that really count for every compact wheel loader application.

Superior versatility

- Parallel movement during fork application with Easy Fork (EF-Cinematic)
- Tall dumping heights and long reaches
- High payloads in pallet fork application
- Market-compatible hydraulic quick coupler (standard)
- Optimum dimensions for working in confined spaces
- LSD axles (standard)
- 100% differential lock (optional)
- Compact dimensions (total height less than 2,5 m) for easy transportation

Excellent visibility

- Delta boom
- Sloped engine bonnet
- Narrow tail
- Heated rear window



Unrivalled productivity

- Bucket shape designed for superior penetration and filling capability
- Highest tipping loads and lifting capacities

NET HORSEPOWER
45 kW 60 HP

OPERATING WEIGHT
5.360 kg

BUCKET CAPACITY
0,85 - 1,25 m³

Operator comfort

- Large cab space
- Ergonomic interior design
- Huge glass area for greater comfort and visibility
- Large storage areas
- Easy entry cab
- Long wheelbase for superior travelling comfort
- Electronic Controlled Suspension System (ECSS) (optional)
- Air conditioning (optional)



Designed for rental companies and fleet owners

- Simple servicing
- 20 km/h speed limitation
- Easy operation
- Robust design



Superb serviceability

- Tilttable cab
- Longitudinally installed engine
- Wide opening engine bonnet
- Easy-access radiator

THE ADVANTAGES IN DETAIL



Productivity

One of the key factors that influences a wheel loader's performance is its bucket. Best penetration performance and optimum filling capability characterise the design of Komatsu buckets. Better filling capability also demands greater machine stability. Accordingly, the payload of the WA70-5 wheel loader, with its standard bucket, is class-leading 1.700 kg. In addition, the longitudinally installed engine helps to provide a well balanced weight distribution. During forklift applications, the minimum requirement for a compact wheel-loader is to be able to lift a pallet filled with bricks. With its forklift payload of 2.100 kg, and with the superb visibility of the fork, moving of these pallets is true child's play.

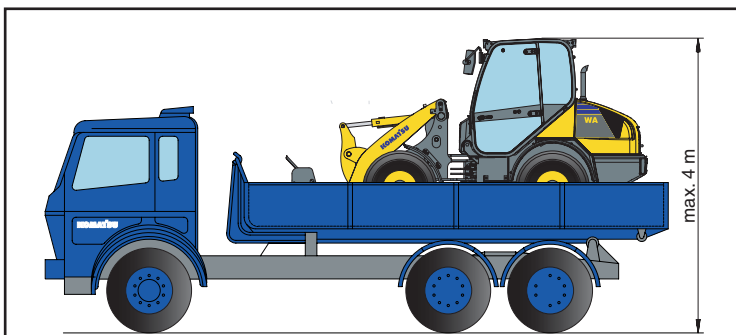


Comfort

Safe and convenient daily travel is essential for a compact wheel loader whilst changing applications and job sites. Komatsu wheel loaders offer first class riding comfort, thanks to their very long wheelbases. This makes small obstacles barely noticeable when travelling over them. And the rear axle oscillation provides suspension-like operator comfort. Operators will also appreciate the large cabin, which offers enough space for literally all of their belongings: A large closed storage box with enough room for a pair of boots, raincoat, hard hat and tools, plus a smaller closed storage box for smaller items such as mobile phones, cigarettes and lighter - and enough open space to store documents and other small belongings.

Versatility

With its low height of less than 2,5 m, the WA70-5 is the optimum choice for companies that want to be able to relocate their machines with the least effort. The WA70-5 can be positioned on top of a roll-on-roll-off container, and



still the complete arrangement will be less than a total height of 4,0 m. Earthmoving and landscaping companies will especially welcome the rear axle-oscillation, which allows for scooping, and generally provides better stability. The rear axle-oscillation, combined with the optional 100% locking differential, makes this machine a perfect choice for gardeners.



Ease-of-operation

Operators of compact wheel loaders are often challenged by a variety of applications and machines. Therefore, easy operation of each machine is a must. And this is where the WA70-5 excels: Parallel movement during pallet-fork applications, superb visibility of attachments and tyres, easy-to-reach switches and hydraulic levers. In addition, the WA70-5 features a standard supplied hydraulic quick-coupler that allows the change of equipment in the shortest time and with the least effort. Of course, attachments for the Dash-5 series are interchangeable with the Dash-3 loaders and other common makes.

Serviceability

Customers with large numbers of compact wheel loaders especially prefer to do their own servicing. This ensures the best availability of their equipment. And they want the servicing to be done as quickly as possible so that the equipment and the mechanics are available for other jobs. With the WA70-5, servicing is done in shortest time. Simply tilt up the cabin, and literally all components are easily accessible for servicing within a few moments. No dismantling of engine bonnets, no removing of the operator's cabin. Daily maintenance is even simpler. The longitudinally installed engine allows access to all sides of the engine block. All filters, fillers and gauges are easy to reach, and the radiator is free-standing for best cleaning access.

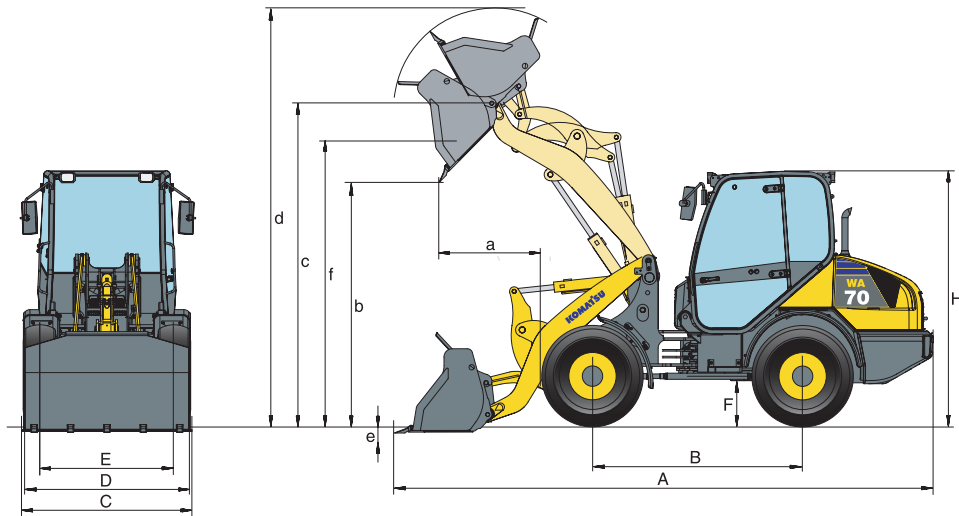


Safety

Working in confined areas and in today's challenging working situations, operators have to be continuously aware of their surroundings. The WA70-5, with its narrow, short overhang tail and its super-large windows, has been designed to give best all-around visibility. In construction and utility works, getting on and off compact wheel loaders is frequent. Easy, safe access to and from the cab is therefore very important for continuous workflow and a safe working environment. This is provided by the WA70-5's low entry step and by its super-wide-opening entry door.

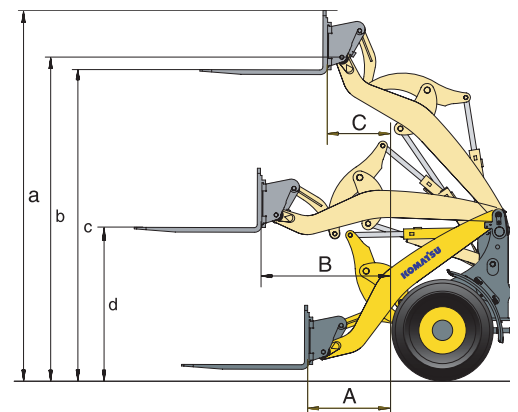


DIMENSIONS AND PERFORMANCE FIGURES



Measurements and working specifications						
Bucket type		Universal		Light materials		4-in-1
		w. teeth	w/o teeth	w/o teeth	w/o teeth	w. teeth
Bucket capacity (heaped, ISO 7546)	m ³	0,85	0,85	1,00	1,25	0,75
Sales code	3932	C61	C11	C13	C14	C16
Material density	t/m ³	1,80	1,80	1,60	1,30	1,80
Bucket weight without teeth	kg	295	275	305	340	595
Static tipping load, straight	kg	4.030	4.030	3.900	3.870	3.560
Static tipping load, 40° articulated	kg	3.450	3.450	3.350	3.310	3.010
Break-out force hydraulic	N	3.640	3.640	3.540	3.160	3.570
Lifting capability hydr. at ground level	N	4.110	4.110	4.100	4.140	4.130
Operating weight	kg	5.060	5.035	5.070	5.100	5.360
Turning radius at corner of tyres	mm	3.680	3.680	3.680	3.680	3.680
Turning radius at bucket edge	mm	4.175	4.175	4.245	4.280	4.250
a Reach at 45°	mm	1.010	860	960	1.030	980
b Dump height at 45°	mm	2.335	2.440	2.335	2.260	2.355
c Hinge pin height	mm	3.140	3.140	3.140	3.140	3.140
d Height top edge of bucket	mm	4.070	4.070	4.025	4.190	3.950
e Digging depth	mm	100	100	140	140	110
f Max. loading height at 45°	mm	2.875	2.875	2.835	2.835	2.870
A Overall length, bucket grounded	mm	5.360	5.230	5.370	5.470	5.470
B Wheelbase	mm	2.050	2.050	2.050	2.050	2.050
C Bucket width	mm	1.800	1.800	1.870	1.870	1.800
D Width over tyres	mm	1.625	1.625	1.625	1.625	1.625
E Track width	mm	1.306	1.306	1.306	1.306	1.306
F Ground clearance	mm	305	305	305	305	305
H Overall height	mm	2.465	2.465	2.465	2.465	2.465

Performance figures with fork tines			
Sales code			C24
Fork tine length	mm		1.200
A Max. reach at ground level	mm		805
B Max. reach	mm		1.280
C Max. reach at max. stacking height	mm		640
a Max. height fork-carrier	mm		3.490
b Hinge pin height	mm		3.140
c Max. stacking height	mm		2.960
d Height of forks at maximum reach	mm		1.425
Max. tipping load, straight	kg		3.100
Max. tipping load, articulated	kg		2.630
Max. payload as per EN 474-3, 80%	kg		2.100
Max. payload as per EN 474-3, 60%	kg		1.575
Weight in working order with fork tines	kg		4.980



All measurements with tyres 12.5-18

SPECIFICATIONS



ENGINE

Smooth running, emissionised KOMATSU diesel engine. Water-cooled for best heat balance and low noise emissions. Longitudinal mounted for best weight distribution and optimum service access from all sides.

Type	Komatsu 4D95-LE3
Rated power	45 kW/60 HP (SAE J1349)
at engine speed	2.350 rpm
Torque/engine speed	max. 214 Nm/1.600 rpm
No. of cylinders	4
Bore × stroke	95 × 115 mm
Displacement	3,3 ltr
Injection system	Direct injection
Electrical system	12 V
Battery	92 Ah
Alternator	60 A
Air filter type	Dry air filter with pre-filter and safety cartridge



TRANSMISSION

Drive system	Hydrostatic transmission, switchable in all directions under full power
Hydrostatic pump	1 variable piston pump
Hydrostatic motor	1 variable piston motor
Speed ranges (forwards/backwards)	2/2
Travel speeds (forwards/backwards)	
1. speed range	0 - 5 km/h
2. speed range	0 - 20 km/h



CHASSIS AND TYRES

Type	Low build rear axle oscillation for optimum stability and for best performance in earthmoving applications
System	4-wheel drive
Axles	Planetary rigid axles with automatic limited slip differentials in both axles 100% locking differentials as option
Oscillation	Rear axle oscillation for optimum stability, oscillation angle 10°
Tyres	12.5-18 (standard)



SERVICE REFILL CAPACITIES

Cooling system	9,1 ltr
Fuel tank	81 ltr
Engine oil	7,5 ltr
Hydraulic system	30 ltr
Front axle	8,4 ltr
Rear axle	8,4 ltr



BRAKES

Operating brakes	Combined inch/brake pedal actuates brakes on all four wheels maintenance-free via the hydrostatic drive
Parking brake	Dry disc



HYDRAULIC SYSTEM

System	Open hydraulic system
Working pressure	230 bar
Circulating capacity of the hydraulic pump	50 ltr/min
No. of boom/bucket cylinders	1/1
Type	Double-action
Bore diameter × stroke	
Boom cylinder	95 × 670 mm
Bucket cylinder	85 × 522 mm
Hydraulic control lever	Multifunction lever
Kinematic	Z-Kinematic with highest breakout force. Parallel movement when using dedicated fork tines.
Hydraulic cycle with rated load bucket filling	
Raise time	5,0 s
Lowering time (empty)	3,4 s
Dumping time	0,9 s



STEERING SYSTEM

System	Articulated frame steering
Type	Hydrostatic
Steering angle to either side	40°
Steering pump	Gear pump
Working pressure	175 bar
No. of steering cylinders	1
Type	Double-action
Bore diameter × stroke	70 × 363 mm
Smallest turn (outer edge of the tyre 12.5-18)	3.680 mm



CABIN

Cabin in conformity with ISO 3471 with ROPS (roll over protective structure) in conformity with SAE J1040c and FOPS (falling object protective structure) in conformity with ISO 3449. The pressurised cabin is mounted upon hydrobearings and is noise dampened. Tilttable for best servicing access.

WHEEL LOADER

STANDARD EQUIPMENT

- Universal bucket 0,85 m³ (SAE, heaped)
- Z-bar boom (Parallel movement when using dedicated fork tines)
- Hydraulic quick-coupler
- 3-spool main control valve
- Counterweight
- Tilttable cabin
- Emergency steering system
- Alternator 60 A
- Starter motor 2,2 kW/12 V
- Battery 92 Ah/12 V
- Multifunction lever
- Power train guard

- Tyres 12.5-18
- Heavy-duty axles
- LSD-differential front and rear
- Combined inch/brake pedal
- Spacious driver's cab with heating
- ROPS/FOPS frame according to SAE
- All-round tinted glazing
- Front laminated glass
- Heated rear window
- Rear window wiper
- Suspended seat
- Sun visor
- Seat belt (EU standard)

- Adjustable steering column
- 2 halogen main headlights
- Reversing light, integrated into the rear spot-light
- Large storage box at left hand side
- Adjustable wrist rest with integrated small storage box
- Instrument panel with gauges for speed, hydraulic oil temperature, fuel level
- Vandalism protection
- Tool-set
- Horn

The WA70-5 is equipped in accordance with the safety regulations of the machinery guidelines 89/392 EWG ff and EN474, and corresponds in its exhaust gas emission values with the regulations of the EC 2000/14, VIII and EC 97/68 Stage II regulations.

OPTIONAL EQUIPMENT

- Electronically controlled load stabilizer (ECSS)
- 100% manual locking differentials front and rear
- Tyres 12.0-18
- Tyres 15.5/60-18
- Tyres 335/80 R18
- Tyres 340/80 R18
- Tyres 365/70 R18
- Tyres 400/70 R18
- Tyres 405/70 R18
- 4-in-1 bucket 0,75 m³
- Light materials bucket 1,0 m³
- Light materials bucket 1,25 m³
- High dump bucket 1,1 m³

- Mulch grapple bucket 0,7 m³
- Side dump bucket 0,7 m³
- Fork carrier and tines
- Sweeper
- All buckets and attachments quick-coupler mount
- Hydraulic quick connectors (according to ISO 16028)
- Creeping function
- Immobilizer
- Immobilizer with master key
- Adjustable high comfort seat
- Air conditioning
- Stereo-cassette radio
- Back-up alarm

- Beacon light
- Additional lights front and rear
- Battery main switch
- Biodegradable oil for hydraulic system
- Fire extinguisher
- Special custom colour

Further work equipment, accessories and special application arrangements on request

KOMATSU®

Komatsu Europe International NV

Mechelsesteenweg 586
B-1800 VILVOORDE (BELGIUM)
Tel. +32-2-255 24 11
Fax +32-2-252 19 81
www.komatsueurope.com

VESS088100 10/2005

Materials and specifications are subject to change without notice.

KOMATSU® is a trademark of Komatsu Ltd. Japan.