

# KOMATSU®

## PC230NHD-7

NET HORSEPOWER  
107 kW 143 HP @ 1.950 rpm

OPERATING WEIGHT  
22.600 kg - 23.100 kg

BUCKET CAPACITY  
max. 1,68 m<sup>3</sup>

**PC**  
**230**

HYDRAULIC EXCAVATOR



**PC230NHD-7**

# WALK-AROUND

The PC230NHD-7 is a rugged, productive, all-European machine. Designed and expressly built for European markets, it delivers productivity, reliability and operator comforts in a robust, environmentally friendly package. Komatsu's exclusive, on-board, HydraulMind system assists in all operations, providing enhanced machine performance that's always perfectly matched to the task.

## What's new on Dash 7:

- Higher production
- Low fuel consumption
- Easier maintenance and serviceability
- Improved operator comfort
- Lower noise
- Meets EC Stage II emission regulations
- Advanced Attachment Control
- Multi-function colour monitor
- PC230NHD-7 has a transport width of 2,54 m

### Advanced Attachment Control

The PC230NHD-7 can be optionally equipped to handle a wide variety of attachments. The advanced attachment control system features:

- Operator selectable hydraulic flow control
- Adjustable presets for rapid attachment changeover
- Additional filters and accumulators for attachment and machine protection
- Hydraulic relief pressure control
- Automatic changeover valves
- Attachment piping options

### Heavy-duty digging performance

Large bore cylinders have been installed to the super short and short arms to greatly increase digging force and productivity in tough conditions. The boom and arms have larger cross sections to provide superb durability.

### High productivity and low fuel consumption

The powerful turbocharged and air-to-air aftercooled Komatsu SAA6D102E-2 provides 107 kW/143 HP. Productivity has increased with greater output in the 'Active' mode, while fuel efficiency has been further improved.

### Excellent reliability and durability

- Heavy-duty work equipment
- Reliable major components designed and built by Komatsu
- Exceptionally reliable electronic devices
- Larger and heavier undercarriage

### Greater lifting capacity

Lateral stability has been improved and the lifting capacity has increased (compared to the PC210NLC-7).



**NET HORSEPOWER**  
107 kW 143 HP

**OPERATING WEIGHT**  
22.600 kg - 23.100 kg

**BUCKET CAPACITY**  
max. 1,68 m<sup>3</sup>

### Easy maintenance

- Extended hydraulic filter replacement interval
- Remote-mounted engine oil filter and fuel drain valve, for easy access
- Standard-equipped water separator
- Easier radiator cleaning
- Increased fuel tank capacity
- SCSH bushings on the work equipment extend the lubricating interval significantly

### SpaceCab™

The new PC230NHD-7's cabin space has been increased by 14%, offering an exceptionally roomy operating environment.

- Sealed and pressurised cab with standard climate control
- Low-noise design
- Low-vibration design with cabin damper mounting
- OPG Level I (ISO) compliant cabin

### In harmony with the environment

- The low emission engine meets EC Stage II emissions standards with increased power and machine productivity
- The economy mode reduces fuel consumption
- Low operating noise
- Designed for easy end-of-life recycling





# EMMS

## EMMS (Equipment Management and Monitoring System)

The EMMS is a highly sophisticated system, controlling and monitoring all the excavator functions. The user interface is highly intuitive and provides the operator with easy access to a huge range of functions and operating information.

### Four working modes

The PC230NHD-7 is equipped with three working modes: (A, E, B), plus a lifting mode (L). Each mode is designed to match the engine speed, pump speed, and system pressure with the current operating requirement. This provides the flexibility to match equipment performance to the job at hand.

The diagram illustrates the EMMS interface, which consists of a central display screen and a set of push-button control switches. The screen displays various gauges, warnings, and mode indicators, while the buttons provide physical control for these functions.

**On-screen symbols**

- Operating mode
- Service hours meter
- Travel speed
- Engine water gauge
- Engine water temperature warning
- Hydraulic oil gauge
- Hydraulic oil temperature warning
- Fuel level gauge
- Fuel low level warning
- Swing lock
- Pre-heat
- Continuous/intermittent window wiper
- Auto deceleration
- PowerMax

**Push-button control switches**

- 'Active' mode
- 'Economy' mode
- 'Lifting' mode
- 'Breaker' mode
- Travel speed selector switch
- Auto deceleration
- Window washer
- Window wiper
- Select (For attachment oil flow adjustment)
- Maintenance mode
- Screen brightness adjustment
- Input (return)
- Input (up)
- Input (down)
- Input (confirm)

## Active mode

For maximum power and fast cycle times. Normally used for heavy operations such as hard digging and loading. This mode allows access to the 'PowerMax' function to temporarily increase the digging force by 7% for added power in tough situations.

## Economy mode

The environmentally-friendly mode. For running more quietly during operations at night and/or in urban areas. Fuel consumption and exhaust emissions are reduced.

## Breaker mode

Delivers optimal hydraulic pressure, flow and engine RPMs for powerful breaker operations.

## Lifting mode

Increases the lifting capacity 7% by raising the hydraulic pressure. This mode supports safe lifting operations.

Working mode	Application	Advantage
A	Active mode	<ul style="list-style-type: none"> <li>• Maximum production/power</li> <li>• Fast cycle times</li> </ul>
E	Economy mode	<ul style="list-style-type: none"> <li>• Excellent fuel economy</li> </ul>
B	Breaker mode	<ul style="list-style-type: none"> <li>• Optimum engine RPMs and hydraulic flow</li> </ul>
L	Lifting mode	<ul style="list-style-type: none"> <li>• Hydraulic pressure has been increased by 7%</li> </ul>



Hydraulic flow general adjustment screen in B (breaker) mode



Fine tune hydraulic flow adjustment screen in B (breaker) mode



Fine tune hydraulic flow adjustment screen in A (active) or E (economy) mode



Password screen

## Easy to see and easy to use

Superb recognition colour LCD screens for each mode. Letters and numbers are combined with colour images for exceptionally clear and easy-to-read information. The high-resolution screen is easy to read in bright sunlight and in all lighting conditions.

## Automatic three-speed travel

The travel speed is automatically shifted from high to low speed, according to the ground conditions.

	High	Mid	Low
Travel speed	5,4 km/h	3,6 km/h	2,6 km/h

## Fingertip hydraulic pump oil flow adjustment

From the LCD monitor, you can automatically select the optimal hydraulic pump oil flow for breaking, crushing, and other operations in the B, A or E modes. Also, when simultaneously operating with attachments and work equipment, the flow to the attachment is reduced automatically, thus delivering a smooth movement of the work equipment.

## Password protection

Prevents unauthorised machine use or transport. The engine cannot be started without your four-digit use or password.

For total security, the battery is connected directly to the starter motor. Both the starter and the engine need the password.

The password can be activated and deactivated upon request.

# WORKING ENVIRONMENT

**PC230NHD-7's cab interior is spacious and provides a comfortable working environment...**

## SpaceCab™

### Comfortable cab

The new PC230NHD-7 inner cab volume is 14% greater than the Dash 6, offering an exceptionally comfortable operating environment. The large cab enables the seat, with headrest, to be reclined to horizontal.

### Pressurised cab

The standard-equipped climate control, air filter and a higher internal air pressure resist dust entry into the cab.

### Low-noise design

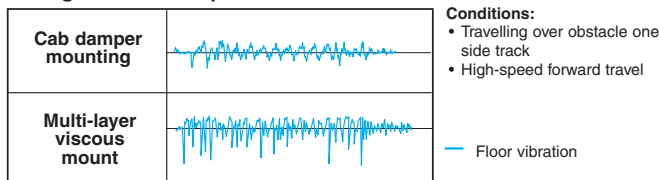
Noise levels are substantially reduced; engine noise as well as swing and hydraulics operations noise.

### Cab damper mounting for low vibration levels

PC230NHD-7 uses a new and improved viscous damping cab mount system that incorporates a longer stroke plus an added spring. The new cab damper mounting, combined with strengthened left and right-side decks, aids the reduction of vibrations to the operator's seat. Vibrations at the floor level have been reduced from 120 dB (VL) to 115 dB (VL).

dB (VL) is an index of vibration level. As it increases, vibration increases and operator comfort is reduced.

### Riding comfort comparison

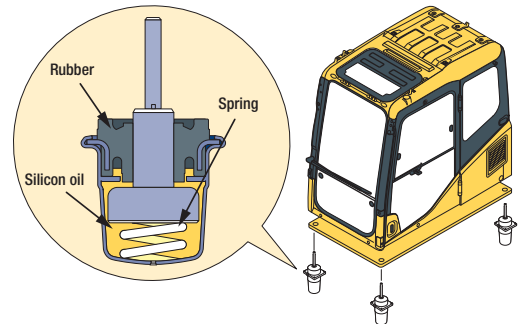


Vertical pitch oscillation on the graph shows the intensity of vibration



Outer air filter

Easy removal/installation of the air conditioner filter element, without tools facilitates easier cleaning.



Roof hatch



12-Volt power supply and (optional) radio cassette



Climate control



Bottle holder and magazine rack



## Safety features

### Multi-position controls

The multi-position, proportional pressure control levers allow the operator to work in comfort whilst maintaining precise control. A double-slide mechanism allows the seat and controllers to move together, or independently, allowing the operator to position the controllers for maximum productivity and comfort.



Hot and cool box



3 button lever



Seat sliding range: 340 mm – increased by 120 mm over the Dash 6



Defroster/demister

### Improved, wide visibility

The right side window pillar has been removed and the rear pillar reshaped to provide greater visibility. Blind spots have been decreased by 34%.

### Pump/engine room partition

This prevents hydraulic oil from spraying onto the engine to reduce the risk of fire.

### Thermal and fan guards

Are placed around high-temperature parts of the engine. The fan belt and pulleys are well protected.

### Steps with non-skid surface and large handrail

Steps with non-slip surfacing ensure safer maintenance.

Thermal guard



Non-slip sheet



Large handrail for safe access



# PRODUCTIVITY FEATURES

## High production levels and low fuel consumption

The increased output and fuel savings of the Komatsu SAA6D102E-2 engine result in increased fuel efficiency (tonnes per litre of fuel).

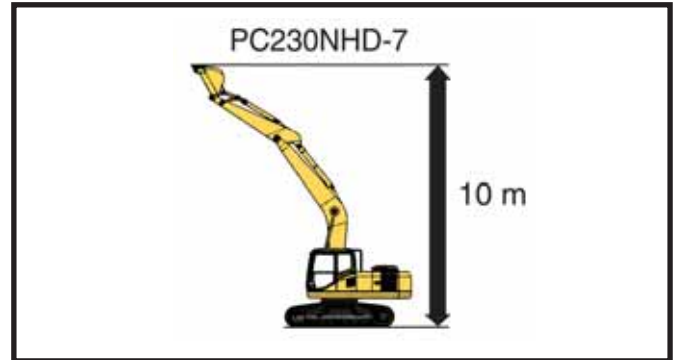
## Engine

The PC230NHD-7 gets its exceptional power and work capacity from a Komatsu SAA6D102E-2 engine. Its output is 107 kW/143 HP, providing increased hydraulic power and improved fuel efficiency.



## Extended digging height

PC230NHD-7's maximum digging height is 10 m, facilitating jobs such as demolition and slope finishing that require longer reaches.



## Larger arm crowd force and digging force provide increased production

Large bore cylinders are installed on the short arm to greatly increase digging forces and productivity in tough conditions. The arm crowd force has increased 8% and the bucket digging force has increased 9% when the PowerMax function is applied (compared to the PC210-6).

**Bucket digging force\*:** 17.500 kg

**Arm crowd force\*:** 14.800 kg

\* Measured with PowerMax function, 1,8 m arm and ISO rating

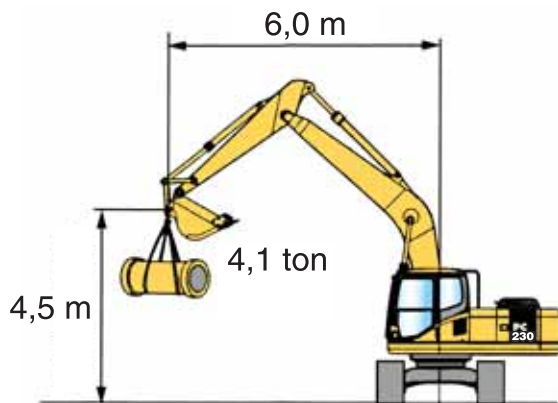
## Hydraulics

The unique two-pump system ensures smooth, simultaneous movement of the work equipment. Komatsu's exclusive HydraulMind system controls both of the pumps for most-efficient use of engine power. The system also reduces hydraulic loss during operations. Optional, additional hydraulic circuits may be ordered.

The cross sections of boom and arm have been enlarged to provide superb durability.



Heavy-duty arm



## Greater lifting capacity

PC230NHD-7's stability is better than PC210NLC-7. Also the hydraulic pressure has increased. The result: the PC230NHD-7's lifting capacity is greater. Example: the over-side lifting capacity (reach 6,0 m, height 4,5 m) has increased from 3,9 tonnes to 4,1 tonnes (mono boom, 1,8 m arm, PC210NLC-7 compared with PC230NHD-7).



## Excellent reliability and durability

### Reliable components

All of the major machine components, such as the engine, hydraulic pump, hydraulic motor and control valves, are designed and manufactured by Komatsu. This guarantees that each component is expressly built for the class and model of machine. This ensures that the engineering, manufacturing standards and testing that go into each component are 'totally-Komatsu'.

### Highly rigid, robust work equipment

The strengthened boom and arm have large cross-sectional dimensions as well as continuous two-sided groove welding, improving the digging and side-contact strengths.


### Highly reliable electronic devices

Exclusively designed electronic devices are certified by severe testing.

- Controller
- Sensors
- Connectors
- Heat-resistant wiring

### Metal guard rings

These protect all hydraulic cylinders and improve reliability.



Track link with strut  
The PC230NHD-7 uses track links with struts, providing superb durability



### Larger, heavier sturdy frame structure

The PC230NHD-7 is a unique configuration. It has a larger and heavier undercarriage than the standard 210NLC-7 specifically designed for jobs in severe duty ground conditions. The PC230NHD-7 has a narrow gauge (shipping width 2,5 m) for easy transport, and is intended for mountainous and other areas requiring an extra strong undercarriage. The revolving frame, centre frame and undercarriage have been designed using the most advanced three-dimensional computer aided design (CAD) and FEM (Finite Elements Modelling) analysis technology.

# VHMS

## VHMS (Vehicle Health Monitoring System)

The VHMS's precise health-check system indicates all of the machine's running conditions. At the beginning of, and during, each work shift, abnormality information and machine functions can be checked from the operator's seat.

### New features: VHMS machine health monitoring

- Up to four different mechanical system measurements can be monitored at the same time.
- A "Maintenance Indicator" function has been added. (Filter and oil replacement time display function).
- Mechanical system failures are now monitored, in addition to electrical system failures.
- Failures are indicated with a 6-digit failure code.

### Displays running conditions and abnormality indications

At the operator's fingertips: the VHMS controller monitors engine oil level, cooling water level, fuel level, engine water temperature, engine oil pressure, battery charging level, air filter clogging, and more.

The monitor also indicates whenever abnormalities are detected.

### Maintenance alert assistance

The VHMS monitor alerts when oil and filters need to be replaced.

### Operation data memory

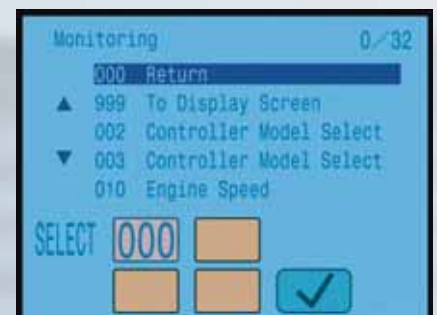
The system memorises machine operating data such as engine output, hydraulic pressure, and more.

### Trouble data memory

The monitor stores and recalls electrical system and mechanical system failures and abnormalities for effective troubleshooting. The twenty most-recent electrical system failures are stored. Mechanical system failures cannot be erased, ensuring accurate documentation of vital service management information.

### VHMS 'real time monitoring system'

The 'real time monitoring system' displays up to four different operating parameters simultaneously, giving the mechanic a total overview for faster troubleshooting. Parameters include operating conditions such as hydraulic oil pressure, engine RPMs, various voltages and currents, and even temperature measurement.



Real time monitoring

## Reducing maintenance costs

### Extended replacement intervals for engine oil and filters

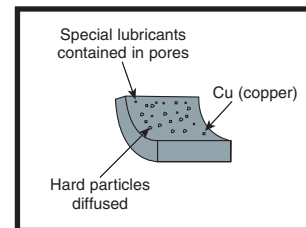
New high-performance filters are used in the hydraulic circuit and engine. Replacement intervals for the hydraulic oil filter have been significantly extended, reducing maintenance costs.

Replacement intervals	PC230NHD-7
Engine oil	500 h
Engine oil filter	500 h
Hydraulic oil	5.000 h
Hydraulic oil filter	1.000 h

### With SCSH bushings, all work equipment lubrication intervals have been extended

Newly developed SCSH (Steel Copper Sinter Hard Material) bushings are used on all work equipment joints\*. As a result, all work equipment bushing lubrication intervals have been significantly extended, with some joints only needing lubrication every 500 hours, thus reducing maintenance costs.

\* Available for bucket pin, depending on bucket design



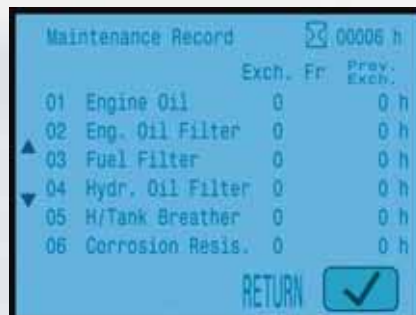
SCSH bushing

### Tungsten carbide-injected bushing

Tungsten carbide is injected into the end faces of the arm-top bushing to form a hard film. This reduces the wear of the surface contact areas and fluttering of the bucket.



Trouble data memory



Maintenance record



Maintenance mode change



# MAINTENANCE FEATURES

## Easy maintenance

Komatsu designed the PC230NHD-7 to have easy service access. By doing this, routine maintenance and servicing are less likely to be skipped. This can mean a reduction in costly downtime later on. Here are some of the many service features found on the PC230NHD-7:

### Easy radiator cleaning

The clearance between the radiator and oil cooler has been increased to facilitate radiator core cleaning with an air nozzle.



### Water separator

This is standard equipment which removes any water that has become mixed with the fuel, preventing fuel system damage.



### Easy access to the engine oil filter and fuel drain valve

The engine oil filter and fuel drain valve are mounted remotely to improve accessibility.



### Auto greasing (optional)

A factory-installed Automatic Greasing System (AGS) ensures proper lubrication and saves driver maintenance downtime. Factory installation includes welding protective, heavy-duty line shielding onto the dipper arm during the manufacturing process, before painting. The central lubrication system uses reinforced hoses to carry the lubricant to all of the lubrication points, and is governed by several distribution blocks. Lubrication cycles may be adjusted to the operator's preference.



# SPECIFICATIONS



## ENGINE

Model.....	Komatsu SAA6D102E-2
Type.....	Direct injection, water-cooled, emissionised, turbocharged, after-cooled diesel
Rated capacity.....	107 kW/143 HP (ISO 9249 Net)
at engine speed .....	1.950 rpm
No. of cylinders .....	6
Bore x stroke .....	102 x 120 mm
Displacement.....	5,88 ltr
Battery.....	2 x 12 V/95 Ah
Alternator.....	24 V/60 A
Starter motor .....	24 V/5,5 kW
Air filter type.....	Double element type with monitor panel dust indicator and auto dust evacuator
Cooling .....	Suction type cooling fan with radiator fly screen



## HYDRAULIC SYSTEM

Type.....	HydrauMind. Closed-centre system with load sensing and pressure compensation valves
Additional circuits.....	Depending on the specification up to 2 additional circuits can be installed
Main pump.....	2 variable displacement piston pumps supplying boom, arm, bucket, swing and travel circuits
Maximum pump flow.....	2 x 214 ltr/min
Relief valve settings	
Implement .....	380 kg/cm <sup>2</sup>
Travel.....	380 kg/cm <sup>2</sup>
Swing .....	295 kg/cm <sup>2</sup>
Pilot circuit.....	33 kg/cm <sup>2</sup>



## ENVIRONMENT

Engine emissions .....	Fully complies with EC Stage II exhaust emission regulations
Noise levels	
LwA external .....	104 dB(A) (2000/14/EC)
LpA operator ear .....	71 dB(A) (ISO 6369 dynamic test)



## OPERATING WEIGHT (APPR.)

Operating weight, including 5,7 m mono boom, 5,5 m two-piece boom, 2,9 m arm, 760 kg bucket, operator, lubricant, coolant, full fuel tank and the standard equipment.

	MONO BOOM		TWO-PIECE BOOM	
	PC230NHD-7			
Triple grouser shoes	Operating weight	Ground pressure	Operating weight	Ground pressure
550 mm	22.600 kg	0,55 kg/cm <sup>2</sup>	23.100 kg	0,57 kg/cm <sup>2</sup>



## SWING SYSTEM

Type.....	Axial piston motor driving through planetary double reduction gearbox
Swing lock .....	Electrically actuated wet multi-disc brake integrated into swing motor
Swing speed .....	0 - 11,9 rpm



## DRIVES AND BRAKES

Steering control .....	2 levers with pedals giving full independent control of each track
Drive method .....	Hydrostatic
Travel operation .....	Automatic 3-speed selection
Gradeability .....	70%, 35°
Max. travel speeds	
Lo / Mi / Hi.....	2,6 / 3,6 / 5,4 km/h
Maximum drawbar pull .....	20.570 kg
Brake system.....	Hydraulically operated discs in each travel motor



## UNDERCARRIAGE

Construction .....	X-frame centre section with box section track-frames
Track assembly	
Type.....	Fully sealed
Shoes (each side) .....	47
Tension.....	Combined spring and hydraulic unit
Rollers	
Track rollers (each side) .....	8
Carrier rollers (each side) .....	2

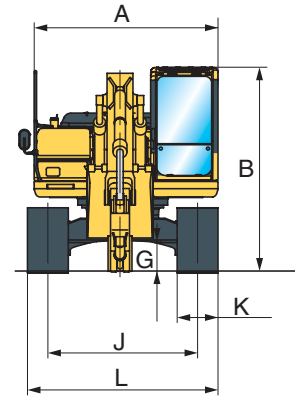


## COOLANT AND LUBRICANT CAPACITY (REFILLING)

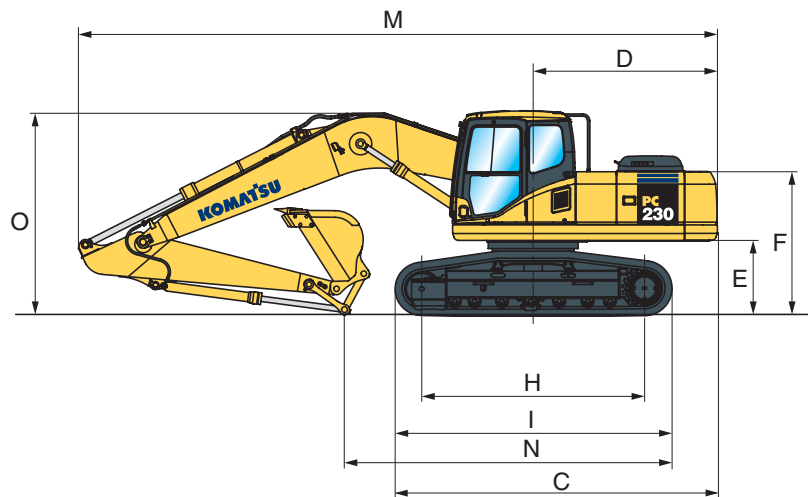
Fuel tank.....	325,0 ltr
Radiator.....	14,8 ltr
Engine oil.....	24,0 ltr
Swing drive.....	6,6 ltr
Hydraulic tank.....	143,0 ltr
Final drive (each side) .....	4,5 ltr

# MACHINE DIMENSIONS

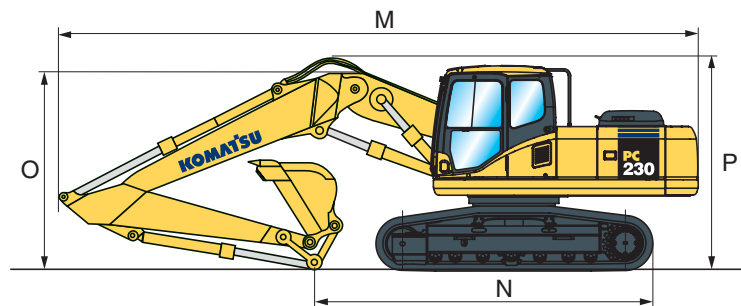
MACHINE DIMENSIONS		PC230NHD-7
A	Overall width of upper structure	2.515 mm
B	Overall height of cab	3.040 mm
C	Overall length of basic machine	4.995 mm
D	Tail length	2.770 mm
	Tail swing radius	2.800 mm
E	Clearance under counterweight	1.125 mm
F	Machine tail height	2.135 mm
G	Ground clearance	465 mm
H	Track length on ground	3.460 mm
I	Track length	4.305 mm
J	Track gauge	1.990 mm
K	Track shoe width	550 mm
L	Overall track width with 550 mm shoe	2.540 mm



## MONO BOOM



## TWO-PIECE BOOM



ARM LENGTH		MONO BOOM			TWO-PIECE BOOM		
		1,8 m	2,4 m	2,9 m	1,8 m	2,4 m	2,9 m
M	Transport length	9.540 mm	9.555 mm	9.485 mm	9.935 mm	9.790 mm	9.775 mm
N	Length on ground (transport)	6.385 mm	5.815 mm	4.930 mm	7.050 mm	6.500 mm	5.790 mm
O	Overall height (to top of boom)	2.985 mm	3.190 mm	2.970 mm	2.805 mm	3.055 mm	3.030 mm
P	Overall height (to top of hose)	-	-	-	3.270 mm	3.535 mm	3.510 mm





## BUCKET OPTIONS & DIGGING FORCES

Specifications and equipment may vary according to regional availability

BUCKET AND ARM COMBINATION			ARM LENGTH		
Bucket width	Bucket capacity SAE	Bucket weight	1,8 m	2,4 m	2,9 m
600 mm	0,43 m <sup>3</sup>	570 kg	○	○	○
700 mm	0,525 m <sup>3</sup>	605 kg	○	○	○
800 mm	0,63 m <sup>3</sup>	650 kg	○	○	○
900 mm	0,73 m <sup>3</sup>	690 kg	○	○	○
1.000 mm	0,84 m <sup>3</sup>	740 kg	○	○	○
1.100 mm	0,94 m <sup>3</sup>	820 kg	○	○	○
1.200 mm	1,05 m <sup>3</sup>	850 kg	○	○	○
1.300 mm	1,16 m <sup>3</sup>	880 kg	○	○	○
1.400 mm	1,26 m <sup>3</sup>	950 kg	○	○	○
1.500 mm	1,37 m <sup>3</sup>	1.000 kg	○	○	○
1.600 mm	1,49 m <sup>3</sup>	1.100 kg	□	□	□
1.700 mm	1,58 m <sup>3</sup>	1.150 kg	□	—	—

Please consult with your distributor for the correct selection of buckets and attachments to suit the application. The recommendations are given as a guide only, based on typical operating conditions.

- material weight up to 1,8 t/m<sup>3</sup>
- material weight up to 1,5 t/m<sup>3</sup>
- not usable

### A full range of Komatsu wear parts is available.

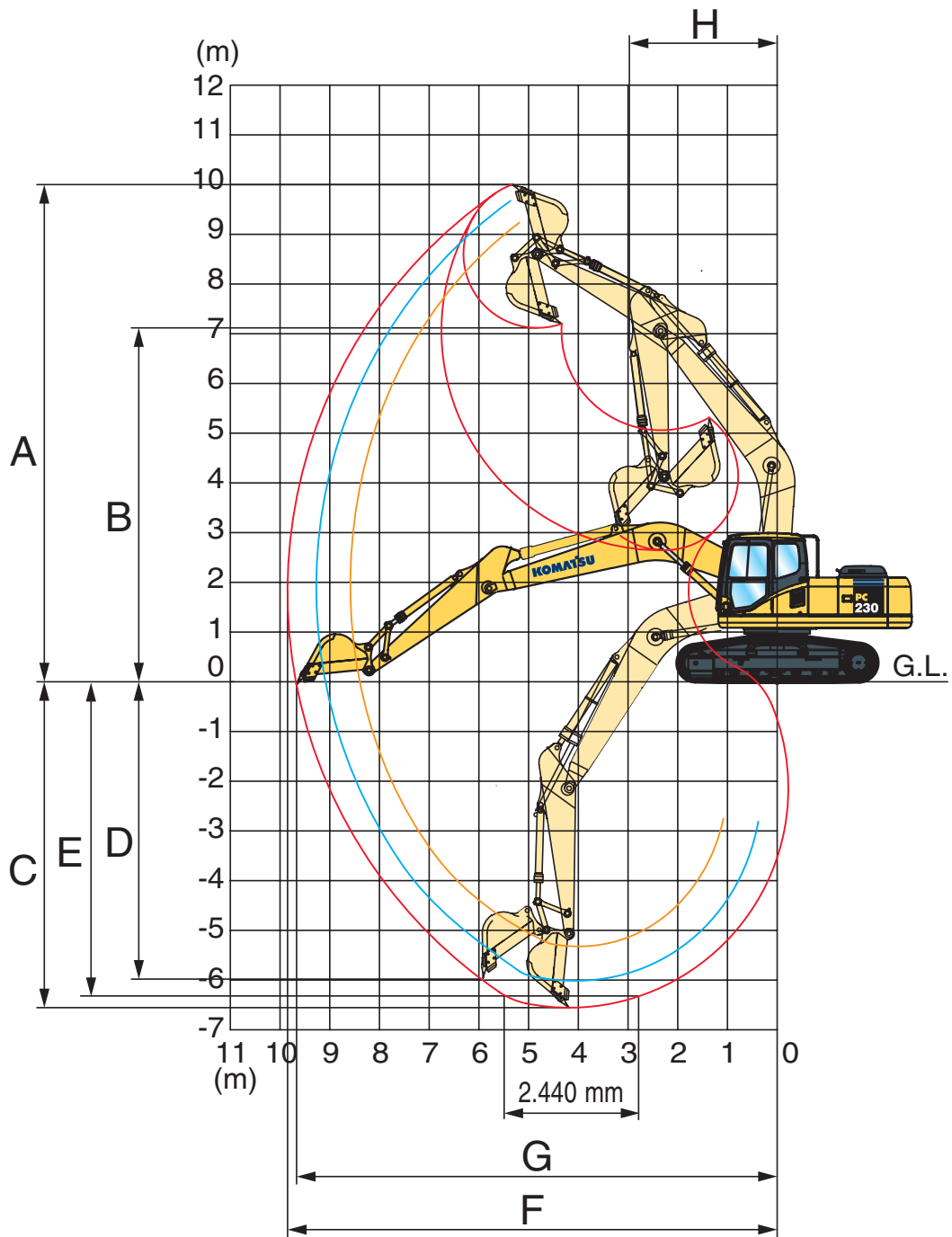
A wide range of attachments is available. Please consult your distributor for details of the full range.



BUCKET AND ARM FORCE	1,8 m	2,4 m	2,9 m
<b>Arm length</b>	<b>1,8 m</b>	<b>2,4 m</b>	<b>2,9 m</b>
Bucket digging force	16.500 kg	16.500 kg	14.100 kg
Bucket digging force at PowerMax	17.500 kg	17.500 kg	15.200 kg
Arm crowd force	13.800 kg	12.200 kg	10.300 kg
Arm crowd force at PowerMax	14.800 kg	13.000 kg	11.000 kg

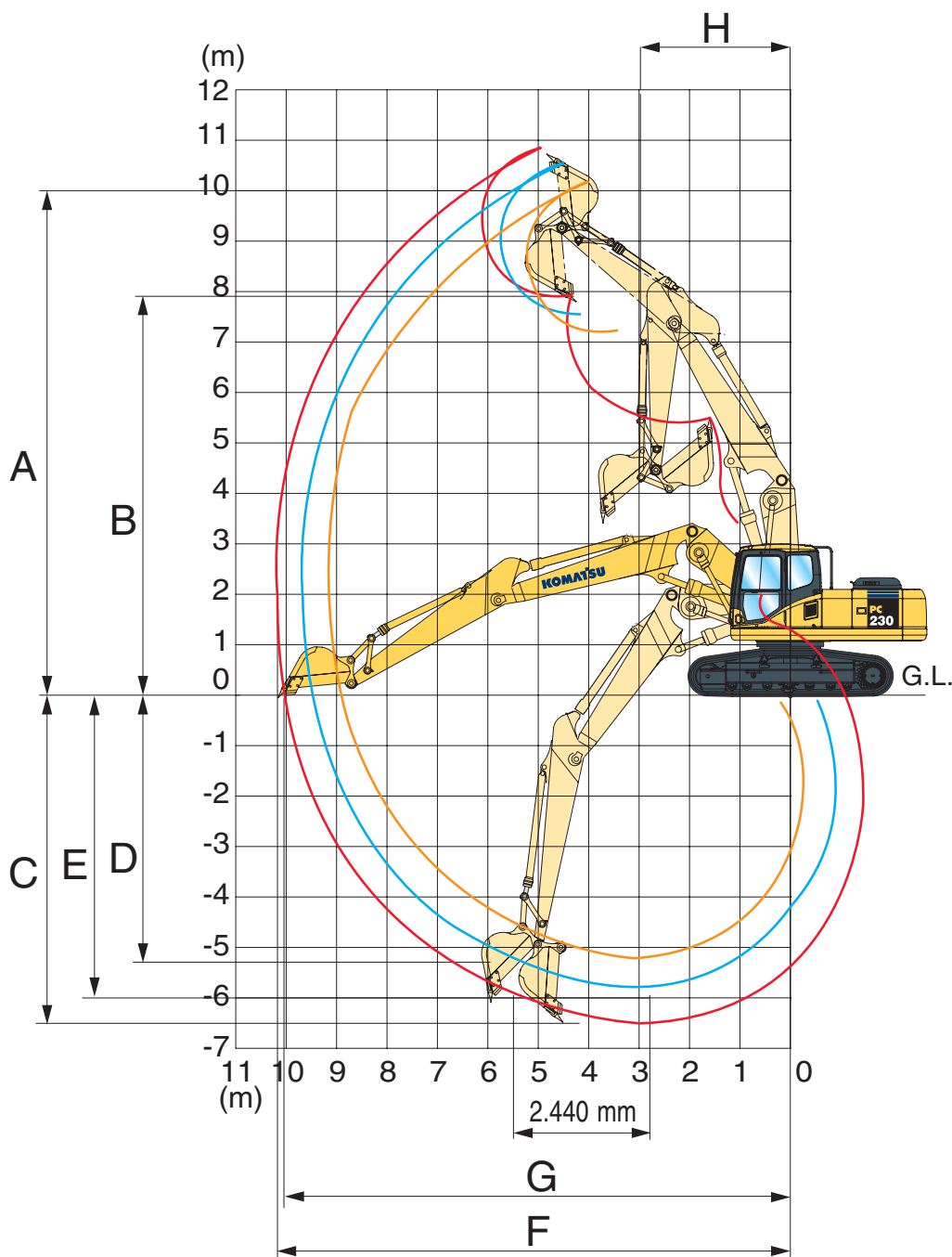
# WORKING RANGE

## MONO BOOM



ARM LENGTH		1,8 m	2,4 m	2,9 m
A	Max. digging height	9.525 mm	9.825 mm	10.025 mm
B	Max. dumping height	6.655 mm	6.915 mm	7.135 mm
C	Max. digging depth	5.355 mm	6.070 mm	6.595 mm
D	Max. vertical wall digging depth	4.605 mm	5.405 mm	5.955 mm
E	Max. digging depth of cut for 2,44 m level	5.105 mm	5.755 mm	6.345 mm
F	Max. digging reach	8.850 mm	9.380 mm	9.875 mm
G	Max. digging reach at ground level	8.660 mm	9.190 mm	9.700 mm
H	Min. swing radius	3.010 mm	3.090 mm	3.040 mm

TWO-PIECE BOOM

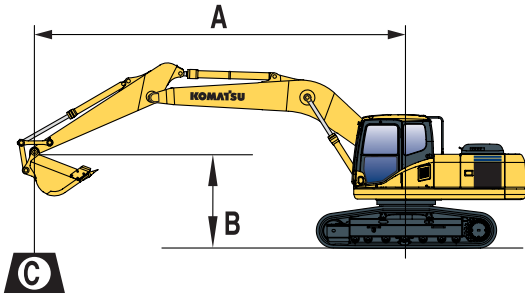


ARM LENGTH		1,8 m	2,4 m	2,9 m
A	Max. digging height	10.125 mm	10.490 mm	10.835 mm
B	Max. dumping height	7.210 mm	7.530 mm	7.900 mm
C	Max. digging depth	5.055 mm	5.660 mm	6.175 mm
D	Max. vertical wall digging depth	4.095 mm	4.950 mm	5.290 mm
E	Max. digging depth of cut for 2,44 m level	4.845 mm	5.465 mm	6.000 mm
F	Max. digging reach	9.225 mm	9.755 mm	10.270 mm
G	Max. digging reach at ground level	9.030 mm	9.590 mm	10.095 mm
H	Min. swing radius	3.355 mm	3.565 mm	3.230 mm



# LIFTING CAPACITY

## PC230NHD-7 MONO BOOM



- A – Reach from swing center
- B – Bucket hook height
- C – Lifting capacities, including bucket linkage (200 kg) and bucket cylinder (140 kg)

When removing bucket, linkage or cylinder, lifting capacities can be increased by their respective weights.

- Rating over front
- Rating over side
- Rating at maximum reach

Arm length	A			7,5 m		6,0 m		4,5 m		3,0 m		1,5 m	

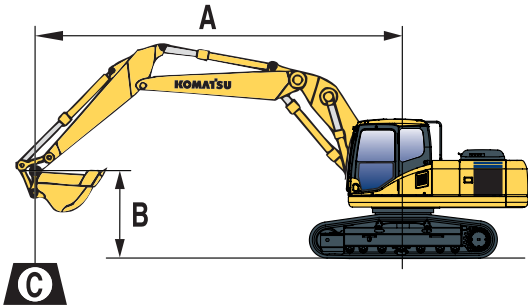
With 550 mm shoe	7,5 m	kg		6,0 m		4,5 m		3,0 m		1,5 m				
	6,0 m	kg	*2.650	*2.650	*3.550	2.900	*4.300	*4.300						
	4,5 m	kg	*2.650	2.250	*4.650	2.850	*4.900	4.250	*5.500	*5.500				
	3,0 m	kg	*2.800	2.050	4.900	2.700	*5.850	3.950	*7.400	6.200	*11.550	*11.550		
	1,5 m	kg	*3.050	1.950	4.750	2.600	6.800	3.700	*9.300	5.650	*6.400	*6.400		
	0,0 m	kg	*3.450	2.000	4.650	2.450	6.550	3.450	10.450	5.250	*7.300	*7.300		
	-1,5 m	kg	4.100	2.150	4.600	2.400	6.450	3.350	10.250	5.150	*10.550	9.650	*6.400	*6.400
	-3,0 m	kg	4.850	2.550			6.450	3.400	10.300	5.150	*15.400	9.850	*10.150	*10.150
	-4,5 m	kg	*6.350	3.550					9.050	5.350	*13.000	10.250		

With 550 mm shoe	7,5 m	kg		6,0 m		4,5 m		3,0 m		1,5 m				
	6,0 m	kg	*4.150	3.100			*4.900	4.350						
	4,5 m	kg	*4.150	2.550	5.000	2.800	*5.450	4.200	*6.300	*6.300				
	3,0 m	kg	4.200	2.300	4.900	2.750	*6.350	3.950	*8.250	6.100				
	1,5 m	kg	4.100	2.200	4.800	2.600	6.800	3.700	*10.000	5.600				
	0,0 m	kg	4.200	2.250	4.700	2.550	6.600	3.550	10.500	5.300				
	-1,5 m	kg	4.600	2.500	4.650	2.500	6.550	3.450	10.400	5.250	*11.250	9.900	*6.900	*6.900
	-3,0 m	kg	5.600	3.050			6.600	3.500	*10.300	5.350	*14.700	10.150	*12.000	*12.000
	-4,5 m	kg	*6.750	4.500					*8.250	5.600	*11.700	10.600		

With 550 mm shoe	7,5 m	kg		6,0 m		4,5 m		3,0 m		1,5 m				
	6,0 m	kg	*4.600	3.550			*5.500	4.200	*5.850	*5.850				
	4,5 m	kg	*4.600	2.850			*6.000	4.100	*7.150	6.450	*10.200	*10.200		
	3,0 m	kg	4.650	2.550	4.850	2.650	*6.800	3.850	*9.000	5.850				
	1,5 m	kg	4.500	2.450	4.750	2.600	6.700	3.650	*10.450	5.400				
	0,0 m	kg	4.650	2.500	4.700	2.550	6.550	3.500	10.350	5.200				
	-1,5 m	kg	5.250	2.800			6.550	3.450	10.350	5.200	*12.250	9.950		
	-3,0 m	kg	6.650	3.600			6.700	3.600	*9.650	5.400	*13.200	10.250		
	-4,5 m	kg												

\* Load is limited by hydraulic capacity rather than tipping.  
 Ratings are based on SAE Standard No. J1097.  
 Rated loads do not exceed 87% of hydraulic lift capacity or 75% of tipping load.

# PC230NHD-7 TWO-PIECE BOOM



- A – Reach from swing center
- B – Bucket hook height
- C – Lifting capacities, including bucket linkage (200 kg) and bucket cylinder (140 kg)

When removing bucket, linkage or cylinder, lifting capacities can be increased by their respective weights.

- Rating over front
- Rating over side
- Rating at maximum reach

Arm length	A			7,5 m		6,0 m		4,5 m		3,0 m		1,5 m	

With 550 mm shoe	7,5 m	6,0 m	4,5 m	3,0 m	1,5 m
	kg	kg	kg	kg	kg
2,9 m					
	760 kg	760 kg	760 kg	760 kg	760 kg
0,96 m <sup>3</sup>	0,96 m <sup>3</sup>	0,96 m <sup>3</sup>	0,96 m <sup>3</sup>	0,96 m <sup>3</sup>	0,96 m <sup>3</sup>

With 550 mm shoe	7,5 m	6,0 m	4,5 m	3,0 m	1,5 m
	kg	kg	kg	kg	kg
2,4 m					
	760 kg	760 kg	760 kg	760 kg	760 kg
0,96 m <sup>3</sup>	0,96 m <sup>3</sup>	0,96 m <sup>3</sup>	0,96 m <sup>3</sup>	0,96 m <sup>3</sup>	0,96 m <sup>3</sup>

With 550 mm shoe	7,5 m	6,0 m	4,5 m	3,0 m	1,5 m
	kg	kg	kg	kg	kg
1,8 m					
	760 kg	760 kg	760 kg	760 kg	760 kg
0,96 m <sup>3</sup>	0,96 m <sup>3</sup>	0,96 m <sup>3</sup>	0,96 m <sup>3</sup>	0,96 m <sup>3</sup>	0,96 m <sup>3</sup>

\* Load is limited by hydraulic capacity rather than tipping.  
Ratings are based on SAE Standard No. J1097.  
Rated loads do not exceed 87% of hydraulic lift capacity or 75% of tipping load.

# HYDRAULIC EXCAVATOR



## STANDARD EQUIPMENT

- Komatsu SAA6D102E-2 107 kW direct injection emissionised Stage II intercooled turbocharged engine
- Double element type air cleaner with dust indicator and auto-dust evacuator
- Suction type cooling fan with radiator fly screen
- Automatic fuel line de-aeration
- Engine key stop
- Alternator 24 V/60 A
- Batteries 2 × 12 V/95 Ah
- Starter motor 24 V/5,5 kW
- Electronic closed-centre load sensing (E-CLSS) hydraulic system (HydraMind)
- Pump and engine mutual control (PEMC) system
- Multi-function colour monitor with equipment management monitoring system (EMMS)
- 4-working mode selection system; Active mode, economy mode, breaker mode and lifting mode
- Standard counterweight
- PowerMax function
- Auto-deceleration function
- Automatic engine warm-up system
- Engine overheat prevention system
- Fuel control dial
- Adjustable PPC wrist control levers with 3 button controls for arm, boom, bucket and swing
- PPC control levers and pedals for steering and travel
- One additional 2-way proportional service valve (full flow)
- Hydrostatic, 3-speed travel system with automatic shift and planetary gear type final drives, and hydraulic travel and parking brakes
- SpaceCab™; Highly pressurised and tightly sealed viscous mounted cab with tinted safety glass windows, opening roof hatch with window pull-up type front window with locking device, removable lower window, front window wiper with intermittent feature, ashtray, luggage box, floor mat
- Track roller guards
- Parts book and operator manual
- Lockable fuel cap and covers
- Remote greasing for swing circle and pins
- Fuel supply pump
- Track frame under-guards
- 12 Volt power supply
- Overload warning device
- Boom safety valves
- Climate control/Air conditioning
- Large handrails and rear-view mirrors
- Cigarette lighter
- Radio cassette preparation
- Beverage holder and magazine rack
- Electric horn
- Hot and cool box
- Toolkit and spare parts for first service
- Lights; 2 revolving frame lights and 1 boom light
- Suspension seat with adjustable arm rests and retractable seat belt
- Engine ignition can be password secured on request
- Standard colour scheme and decals
- NHD undercarriage
- 550 mm triple grouser track-shoes

## OPTIONAL EQUIPMENT

- Mono boom
- Two-piece boom
- 1,8 m; 2,4 m; 2,9 m arms
- Automatic greasing system
- Additional hydraulic circuits
- Arm safety valve
- OPG Level II top guard (FOPS)
- OPG Level II front guard (FOPS)
- Full length track roller guards
- Komatsu buckets
- Service points
- Bio oil
- Additional cab roof lights
- Rain visor
- Beacon preparation
- Heated air suspension seat
- Radio cassette

**KOMATSU®**

**Komatsu Europe International NV**

Mechelsesteenweg 586  
B-1800 VILVOORDE (BELGIUM)  
Tel. +32-2-255 24 11  
Fax +32-2-252 19 81  
www.komatsueurope.com

UESS009301 11/2004

Materials and specifications are subject to change without notice.

**KOMATSU®** is a trademark of Komatsu Ltd. Japan.