



KOMATSU

Industry Solutions

DEMOLITION

High-Reach Demolition

Demolition is a business for experts: when working conditions get tough, first class equipment and know-how are critical to get safely through the day. Komatsu's factory original high-reach demolition excavators are designed with decades of global know-how for maximum machine deployment and productivity. Safe and environment-friendly they are completely efficient and reliable on any high-rise demolition jobsite.



High-reach arm camera (option)

Offering integrated video feed into WRI system.

Precise control

The machine recognises the working configuration, and automatically adjusts the operation speeds, ensuring precision at high reach and productivity with short equipment.

Complete site safety

With KomVision installed as standard, as well as a travel alarm and LED work lamps, Komatsu's High Reach Demolition machines make a strong contribution to safety on your site.



Transportation & deployment

Komatsu's high reach machines have been designed to maximise durability and minimise weight. Supplied as standard with regulation compliant access platforms and equipment frames, the configuration can easily be changed. Able to lift their own high reach boom onto a trailer, the machines can be moved to the next jobsite with minimum disruption, ready to contribute even more to your business.



Ultimate versatility

With Komatsu's unique boom quick connection system you can easily change between up to 6 different working configurations, allowing you to tackle whatever project comes along.



Unique revolving frame

The upper structure is specifically designed to cope with the rigours of demolition job sites.





Complete operator safety

360° Working Range Indicator (WRI) system with side stability pre-alert function. Demolition specification operator cab with ISO 10262 Level II OPG guards, high impact protective glass (EN356 Gr P5A).

Tool control

The tool control system allows precise pressure and flow settings to be stored for up to 15 attachments, further enhancing your productivity.

Optimal visibility

The tilting action, commanded by buttons on the operator's joysticks, allows the cab to be positioned for an optimal view of the work area.



Heavy-duty protection

Standard heavy-duty bolt-on side guards and undercovers protect all the machine's state-of-the-art systems from damage.



Dust protection equipment

To further increase the working time of your machine, Komatsu provides optional engine air pre-cleaner, with mesh protection for the cooling package air intakes to help keep the machine working for longer.



Choice of undercarriages

All undercarriages are thoroughly tested by Komatsu to ensure durability and stability during demolition work. In addition, the optional Hydraulically variable Wide Gauge (HWG) undercarriage makes for easier transport and set up.



Mono/Straight Boom Demolition

Komatsu's factory-built demolition excavators ensure minimum downtime, even in the challenging environment of a demolition work site. With a huge range of standard safety equipment, these machines surpass current regulations and offer real peace of mind to today's demolition contractor. The strong factory-installed machine protection and hydraulic circuits provide top-level durability and present a professional image to your clients.



The full range

Komatsu's mono/straight boom demolition excavators are available in any class from 23 to 48 tonnes operating weight.

Tool control

Tool control system allows precise pressure and flow settings to be stored for up to 15 attachments, further enhancing your productivity.

Attachment cylinder guards (option)

Reinforced bucket linkage and details like heavy-duty boom lamp protection guards complete the all-round protection.



Demolition specification cab

The demolition safety SpaceCab™ is ROPS compliant with ISO 12117-2:2008. Roof window wash/wipe is fitted as standard, with a side-hinged opening front guard to help with screen cleaning.





Joysticks

With proportional control button for attachments.



High impact protection

The operator is protected by OPG guards compliant with ISO10262 Level 2 as well as high impact protective glass, compliant with EN356 grade P5A. Carefully aligned OPG grid layout combines maximum visibility with correct protection.



KomVision surround view system

KomVision improves visibility by giving the operator a constant clear view of the safety zone around the machine. Additionally, optional LED lamps are available for enhanced visibility and maximum productivity.

Heavy-duty protection

Extra heavy-duty, wrap-around type side protection and heavy duty undercovers offer protection from debris on the ground or side impact.




Wheel Loaders

With many years of experience, Komatsu has the know-how to provide well-protected wheel loaders for the waste management industry and offers a wide range of options and modifications available ex factory. This provides the flexibility to adapt Komatsu wheel loaders to the specific requirements of demolition applications. Whether you choose full protection or individual components, you're guaranteed increased machine performance, availability and efficiency.



Front window guard

The front window guard protects the windscreen and ensures a clear view for the operator. With its gas-powered springs, it can easily be opened for cleaning the windscreen (tiltable version).



Multi-function lever

Multi-function lever with proportional electronic control for 3rd spool and optionally 4th spool.



Wide-core radiator with cab-controlled fan

An automatically reversible radiator fan (settings controlled from the cab) dramatically reduces maintenance and cleaning by blowing debris out.



Newly designed air intake grids

The engine compartment is shielded all-round with protective grids. Small hexagonal holes keep out particles that could clog the radiator, and reduce maintenance and cleaning requirements.



Articulation area protection

Thick and durable rubber prevents waste from accumulating in the articulation, reducing the risk of damage and fire. The top surface is protected by both a metal plate and the shape of the front window guard (depends on model).

LED and Xenon working lights

Up to 8 additional lights can be fitted to the cab roof rail.

Bucket cylinder protection guard

Shields the piston rod and protects the return-to-dig sensors.

Wide range of attachments

A choice of light material buckets, high-dump buckets, waste handling buckets, waste handling mulch grapple buckets, compost forks and many more, along with several quick-couplers and direct mounts.

Lamp protection guards

Komatsu remembers important little details such as protective grilles for the working lights. Lamp guards not only protect from damage, they also remove a potential fire hazard.

Lift cylinder protection guards

These guards perfectly protect the lifting cylinders and attached hydraulic hoses.

Underbody protection


Full underbody protection for front and rear frame is optionally available for all models. Their service-friendly design enables easy access.

Cut-resistant tyres with valve protection

Cut-resistant L5-industrial tyres with protected valves ensure the highest levels of safety. Solid tyres are also available on request.



Demolition Model Range



High-reach demolition excavators

Model	Engine power (ISO 14396)			Operating weight kg	Max. attachment weight kg
	kW	HP	PS		
PC390HRD-11	202	271	275	45.760 - 61.800	2.500 - 4.000
PC490HRD-11	270	362	367	55.200 - 74.300	2.000 - 5.000

Wheel loaders

Model	Engine power (ISO 14396)			Operating weight kg	Bucket capacity m ³
	kW	HP	PS		
WA320-8	127	170	173	15.700 - 16.225	2,6 - 3,2
WA380-8	143	192	195	18.155 - 19.765	3,2 - 6,5
WA470-8	204	273	277	24.170 - 25.670	4,1 - 6,0

Mono/straight boom demolition

Model	Engine power (ISO 14396)			Operating weight kg	Max. attachment weight kg
	kW	HP	PS		
PC210LC-11	123	165	167	23.260 - 23.530	2.500
PC240LC/NLC-11	141	189	192	25.330 - 26.440	1.900- 3.300
PC290LC/NLC-11	159	213	216	30.380 - 31.020	2.400 - 3.800
PC360LC/NLC-11	202	271	275	36.560 - 37.100	2.900 - 4.400
PC490/LC-11	270	362	367	47.965 - 48.465	5.000 - 6.100

Your Komatsu partner:

KOMATSU

**Komatsu Europe
International N.V.**
Mechelsesteenweg 586
B-1800 VILVOORDE (BELGIUM)
Tel. +32-2-255 24 11
Fax +32-2-252 19 81
www.komatsu.eu

EENSB10103 03/2019

KOMATSU is a trademark of Komatsu Ltd. Japan.

Printed in Europe – This specification sheet may contain attachments and optional equipment that are not available in your area.
Please consult your local Komatsu distributor for those items you may require. Materials and specifications are subject to change without notice.